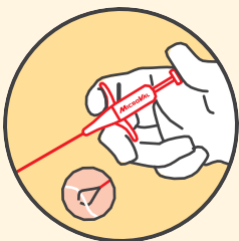


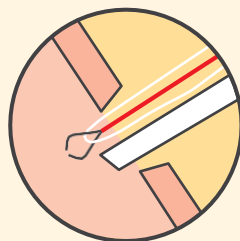
RSG-14



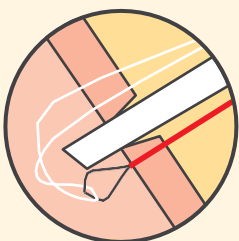
SUTURE GRASPER NEEDLE



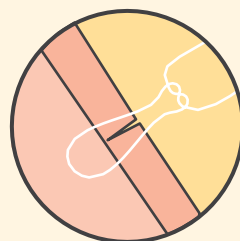
1/ Grasp suture by advancing the jaws and then release the plunger.



2/ Advance needle through the skin along the trocar and release the suture.



3/ Advance needle on the opposite side and grasp the suture loop.



4/ Pull on the suture loop until the wire is out enough, then tie the suture.

⊕ BENEFITS

- Rapidly closing of trocar sites
- Simple and efficient one hand operation
- Accomodates any suture or trocar size

